

# Conference Venue

The conference will take place at  
**Paris Dauphine University**

*Place du Maréchal de Lattre de Tassigny*  
**75775 PARIS Cedex 16**

## Public Transport

**Métro:** line 2, station *Porte Dauphine* (last stop of line 2)

**RER:** line C, station *Avenue Foch* (take a train directed to *Pontoise* or to *Montigny Beauchamps* and stop in *Avenue Foch*)

**Bus:** PC1, bus stop *Porte Dauphine Maréchal de Lattre de Tassigny*



*Paris Dauphine University, seen from the RER C stations.*



*Paris Dauphine University, seen from the PC1 bus stop:*



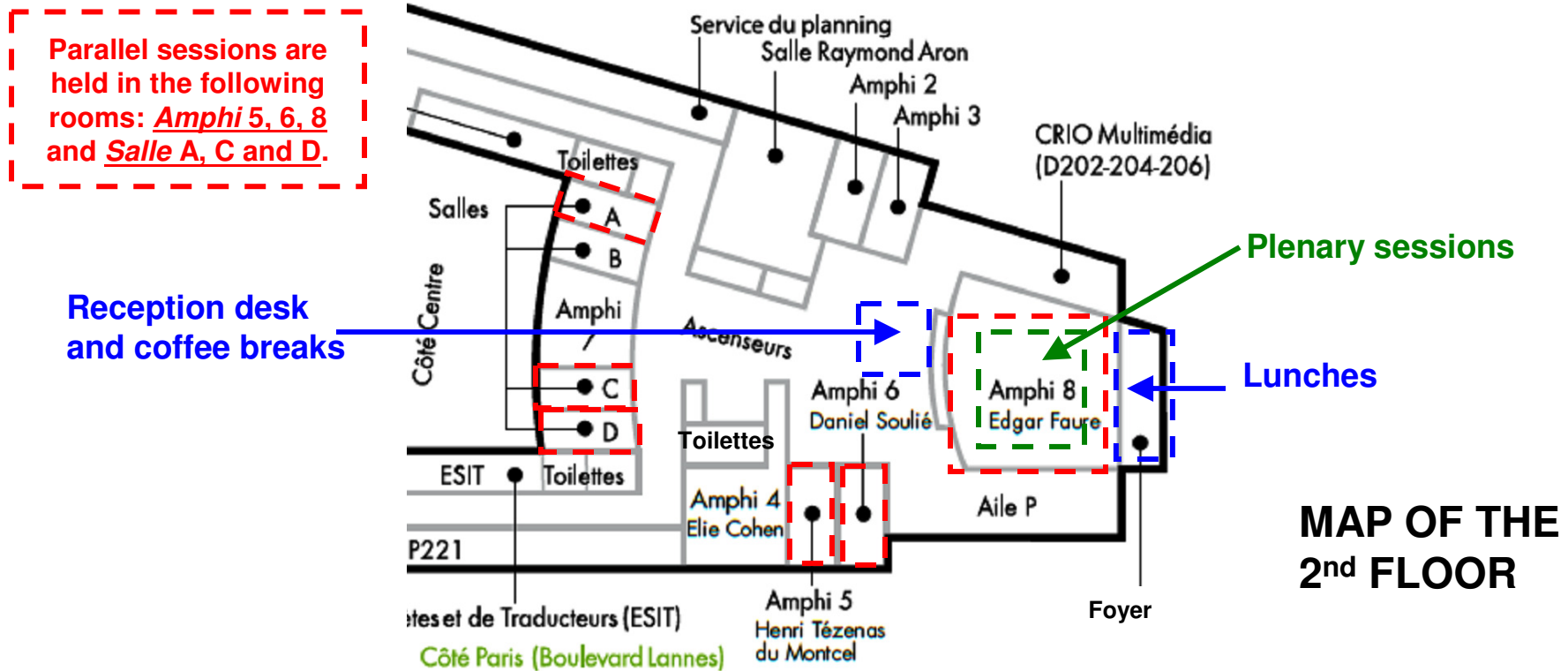
*Paris Dauphine University: The entrance.*



# General information

## Inside the building:

- The SING13 registration desk is located, on July 5<sup>th</sup>, at the ground floor, immediately after the entrance. After the registration, the participants are invited to reach the reception desk at the second floor in order to retrieve the conference kit.
- All sessions, coffee breaks and lunches are located at the second floor, as shown in the following map.



- The assistants with red badges are members of the **OrganiSING** Committee. Do not hesitate to ask them if you have any questions.

### **Session information:**

Each session room is equipped with a laptop with a computer with Windows software, **slides in a PDF format are strongly recommended**. Each paper should be presented in no more than 20 minutes (the rest of the time of the session could be devoted to questions). Speakers are invited to join their session some minutes before the start of the session in order to upload their slides on the computer.

### **Chairs of the sessions:**

The last speaker of each session will be the chair of the session. The chair's responsibilities are as follows: check whether the presentations are copied on the computer before the start of the session, introduce speakers, divide the available time equally between the speakers, and to ask the audience for questions if there is time. The time slot for a presentation plus the questions from the audience cannot exceed 22 - 23 minutes.

### **Internet access:**

A Wi-Fi internet access is available at the site. *Eduroam* is also available inside the building.

### **Access to conference activities:**

The name badge that you receive upon the registration entitles you to participate to all session rooms and to enjoy the coffee breaks and lunches. Please show your badge at the security control at the entrance the days after registration.

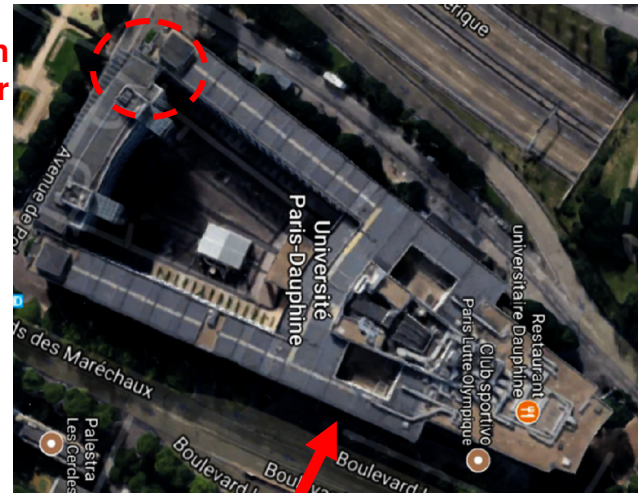
At the registration desk, you will also receive a ticket to enter at the Orsay Museum and to participate to the gala dinner on July 6<sup>th</sup>. **Please, be careful: this is a formal ticket provided by the Orsay museum, if you loose it, it will not be possible to reproduce it, and this means that you will not be able to participate to the visit and to join for the gala dinner** (see session Social program for further details).

# Social Program

## Welcome reception, July 5th:

➤ Only the welcome reception on July 5th will be held at the 7<sup>th</sup> floor **at 18:30**. Instructions to reach the place will be given by the members of the organising committee.

Welcome reception  
7<sup>th</sup> floor



Entrance to the  
building

➤ In order to reach the 7<sup>th</sup> floor from the ground floor, you may walk through the internal courtyard. **Be careful: if it is raining, the wood floor is very slippery, follow the non-slip carpet!**



## Orsay museum and gala dinner, July 6th:

➤ With the ticket received at the registration, you may enter at the Orsay museum on July 6<sup>th</sup> **from 18:15**. A reserved access is possible from the entrance C.



Entrance C of the Orsay museum

➤ For security reasons, **no suitcase is admitted at the museum!** A wardrobe is available at level -1 of the museum. Clothes will be given back at the restaurant level at the end of the dinner.

➤ Dinner will be served at the *Grande Salle* **from 20:00**.

➤ The restaurant will **close at 23:30**.

## How to reach the Orsay museum

➤ The easiest way to reach the Orsay museum is by RER C from *Avenue Foch* direct to *Gare du Musée d'Orsay*.

Approximate Time of the trip: 20 min. Cost of the trip: a t+ ticket= 1.9EUR (1.45EUR if you buy a pack of 10 t+ tickets)




Avenue Foch



Orsay museum

## Guided tour of the Latin Quarter, July 7th:

➤ The 2 hours private tour starts at **18:00**. The meeting point is at Notre Dame by the statue of Charlemagne



Meeting point



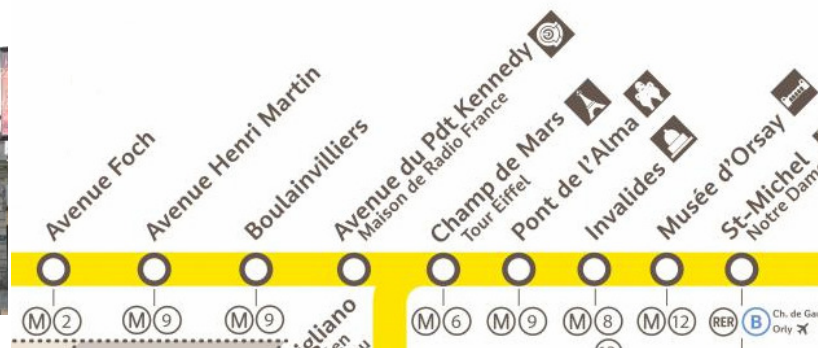
## How to reach *Notre Dame*

➤ The easiest way to reach the Orsay museum is by RER C from *Avenue Foch* direct to *Saint Michel Notre Dame*.

Approximate Time of the trip: 25 min. Cost of the trip: a t+ ticket= 1.9EUR (1.45EUR if you buy a pack of 10 t+ tickets)



*Avenue Foch*



*Notre Dame*